



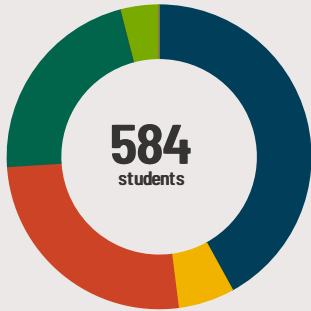
Stratford Middle School

251 Butterfield Dr Bloomingdale, IL 60108 (630) 671-4300

Grades: 6 - 8
District: CCSD 93

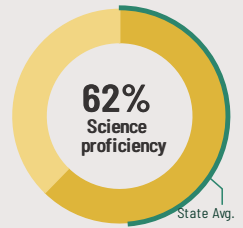

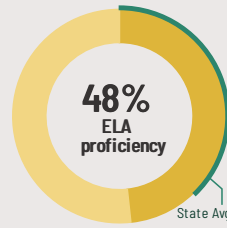
Principal: Mr. Patrick Dawson
Superintendent: Dr. David Hill

Fast Facts



Student Characteristics

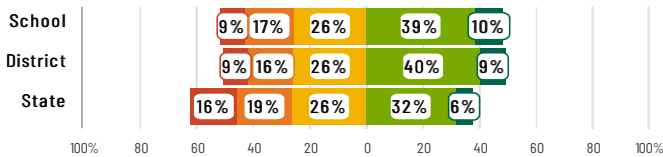
White	42%
Black	6%
Hispanic	26%
Asian	22%
American Indian	0%
Two or More Races	4%
Pacific Islander	0%
Low Income	33%
English Learners	9%
With IEPs	12%
With Disabilities	-
Homeless	1%



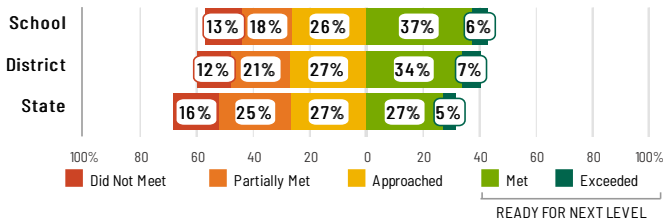
Academic Success

All Illinois students in grades 3-8 take the IAR assessment each year. High school students take the SAT in English Language Arts and Math.

English Language Arts



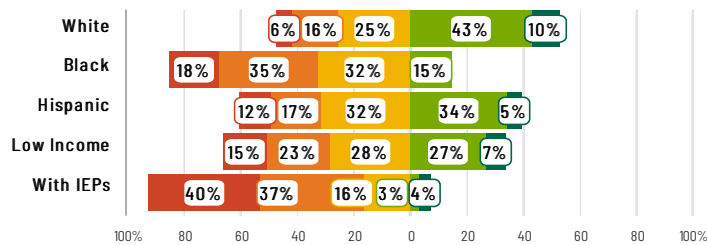
Mathematics



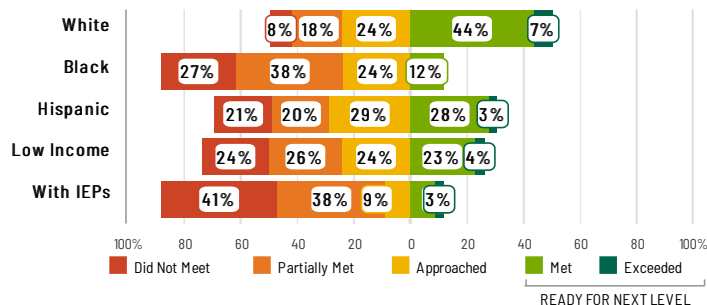
Success by Student Group

This display shows IAR ELA & Math performance levels for each student group. No data is shown for groups with fewer than 10 students.

English Language Arts



Mathematics



Student Attendance and Mobility

Attendance Rate

Rate at which students are present at school, not including excused or unexcused absences



Chronic Absenteeism

Percentage of students who miss 10% or more of school days per year either with or without a valid excuse



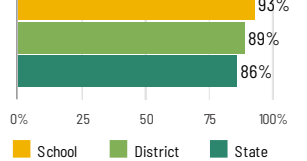
Student Mobility

Percentage of students who transfer in or out of the school during the school year, not including graduates



Teacher Retention

Percentage of full time teachers who return to the same school year to year





Stratford Middle School

School Highlights

Academic Courses

7th Grade Algebra, 8th Grade Algebra, 8th Grade Geometry, Bilingual Programs, Bilingual Support, Coding, Creative Communication & Innovative Arts, French Conversation and Culture, French I, French II, Information & Media Literacy, Instruct. Program, Italian Conversation and Culture, Italian I, Italian II, Mandarin Chinese Conversation and Culture, Mandarin Chinese I, Mandarin Chinese II, Music in Society,

Physical Education, Health and Wellness

Fitness Club, Health Education Courses, National Breakfast and Lunch Program, Physical Development

Other Programs and Activities

8-9th Grade Transition Workshops, Art Club, Auditorium Tech Crew, Band, Chess Club, Choir, Dance Club, Drama/Theatre, Expect Respect Club, Family Nights, Homework Club, Jazz Band, Junior Achievement Career Day, Junior Achievement College Day, Math Club, Mentoring Program, Newspaper, Orchestra, Parent Associations, Restorative Practices, STEM Club, Student Ambassadors, Student Council/Government, Student

School Awards

Academic Merit, American Legion, Athlete of Year-Boy/Girl, Attendance, Basketball-Boy/Girl Sportsmanship, Cheerleading Sportsmanship, Citizenship, Cross Country Sportsmanship Boy/Girl, Distinguished Innovator Award, Environmental Flag, Fine Arts, Lifelong Learning Skills Merit, Presidential, Soccer-Boy/Girl Sportsmanship, Stallion Standout, Track-Boy/Girl Sportsmanship, Volleyball-Boy/Girl Sportsmanship,

Career Development Courses and Programs

Athletics

Boy's Basketball, Boy's Cross Country, Boy's Soccer, Boy's Track & Field, Boy's Volleyball, Boy's Wrestling, Girl's Basketball, Girl's Competitive Cheerleading, Girl's Cross Country, Girl's Soccer, Girl's Track & Field, Girl's Volleyball, Unified Sports Basketball, Unified Sports Track

School Personnel Resources

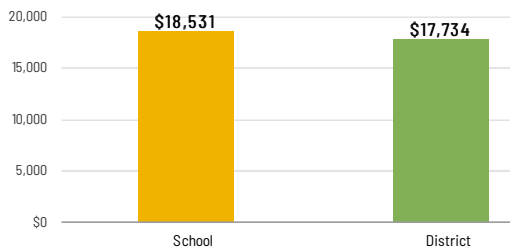
Bilingual Education Teacher, English as a Second Language Teacher, General Administrator or General Supervi, Instructional Coach, Librarian/Media Specialist, Paraprofessional, School Nurse, School Psychologist, School Social Worker, Special Education Teacher, Speech Language Pathologist-non teaching, Speech Language Pathology Teacher, Technology Specialist

Facilities

Art Room, Band Room, Enhanced Security Entrance, Fitness Room, General Music Room, Innovation Center, Large Gym, Orchestra room, Small Gym, Smart Panel and additional technologies, STEM Wing, Tech Room (CCIA), Tech Room (Coding), Tech Room (IML)

School-Level Finance

The Every Student Succeeds Act requires LEAs to report school-level expenditure data, beginning with School Year 18-19 data. LEAs are required to report actual personnel and non-personnel expenditures of both site-specific and district centralized expenditures. Expenditures are shown at the site level and must be disaggregated by source of funds (federal vs. state/local). These data are self-reported and may differ from AFR data.



Educator Measures

This school has had **2 principal(s)** over the past 6 years. In the last three years, an average of **93% of teachers** return to this school each year.

FOR MORE INFORMATION

Visit IllinoisReportCard.com to see additional details about each item of information for this school. There you will find charts spanning multiple years, detailed explanations, resources, more of the school's programs and activities, and powerful tools that let you dig deeper into data.

Most of this data has been collected by ISBE from school districts through data systems. Some information, such as the School Highlights, is entered directly by principals and can be updated throughout the year.