



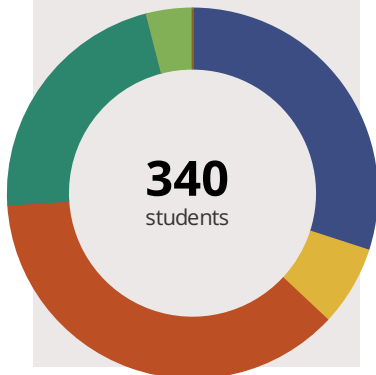
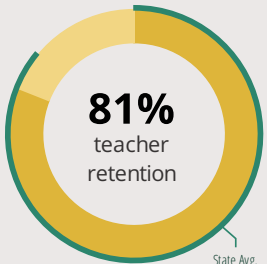
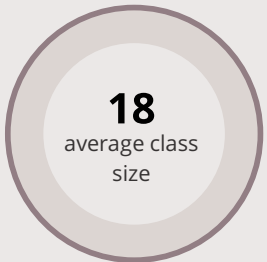
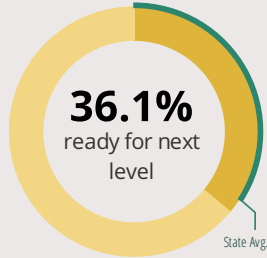
# ELSIE C JOHNSON ELEM SCH

1380 NAUTILUS LN HANOVER PARK, IL 60133 6230 (630) 671-8800

Grades: K-5  
District: CCSD 93

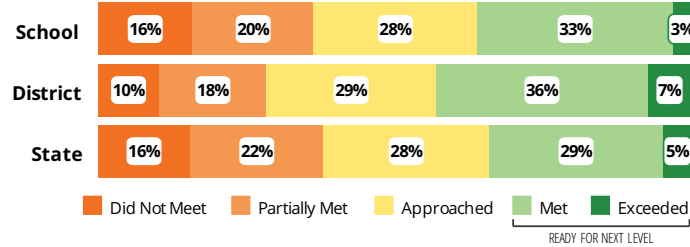
Principal: Mrs.Rosanne Sikich  
Superintendent: Dr.William Shields

## FAST FACTS



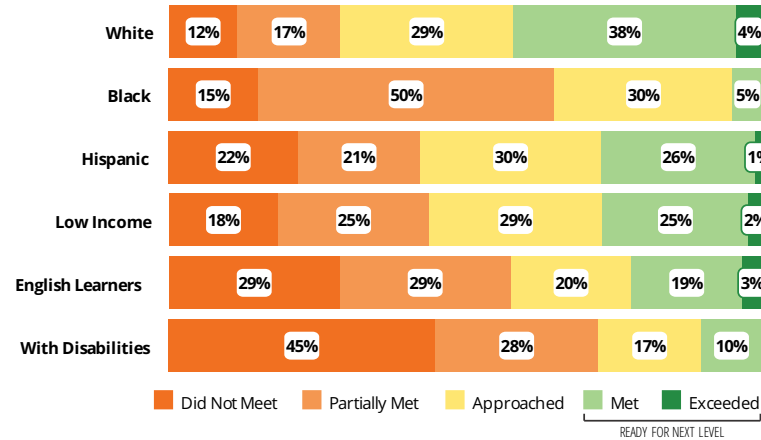
## Academic Success

Elementary All Illinois students in grades 3-8 take the PARCC assessment each year. High school students take the SAT in Math and English Language Arts.



## Success by Student Group

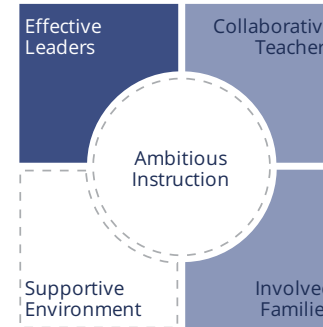
This display shows PARCC performance levels for each student group. No data is shown for groups with fewer than 10 students.



## Student Characteristics

White	30%	Low Income	49%
Black	7%	English Learners	28%
Hispanic	37%	With Disabilities	15%
Asian	22%	Homeless	1%
American Indian	0%		
Two or More Races	4%		
Pacific Islander	0%		

## School Environment



The **5Essentials Survey** allows students in grades 6-12 and all teachers to share their perspectives on essential conditions for learning. The anonymous survey consists of 5 components.

### Response Rates

Students	-
Teachers	100%

### More Effective Leaders

Do principals and teachers implement a shared vision for success?

### Average Collaborative Teachers

Do teachers collaborate to promote professional growth?

### - Ambitious Instruction

Are the classes challenging and engaging?

### - Supportive Environment

Is the school safe, demanding, and supportive?

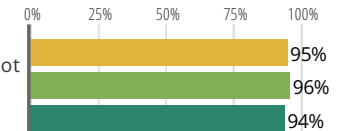
### Average Involved Families

Does the entire staff build strong external relationships?

## Student Attendance and Mobility

### Attendance Rate

Rate at which students are present at school, not including excused or unexcused absences



### Chronic Truancy Rate

Percentage of students who have been absent without valid reasons for 5% or more of regular school days



### Student Mobility

Percentage of students who transfer in or out of the school during the school year, not including graduates





# ELSIE C JOHNSON ELEM SCH

## School Highlights

### Academic Courses

Elsie Johnson Elementary is a 1:1 digital environment. We believe that in order to prepare our students for the 21st century, we must teach them how to utilize technology to become critical, creative problem solvers who communicate and collaborate successfully in our digital world.

### Physical Education, Health and Wellness

In addition to Physical Education and Health classes, all students participate in daily structured movement.

### Other Programs and Activities

Elsie Johnson Elementary implements both PBIS and Character Counts systems to support our students. We believe that all students need positive supports in order to be successful citizens. We work as a school team to support our students' academic, social, and emotional learning.

### School Awards

Elsie Johnson students set academic and social goals, and we celebrate our accomplishments as a school. Eligible 5th grade students receive the Presidential Award for academics and character. We are the proud recipients of the Gold Level Implementation Award from PBIS and the Ecology Flag for school-wide composting and recycling.

### Career Development Courses and Programs

### Athletics

Elsie Johnson students can participate in the Walking/Running Club. They walk/run once a week during Lunch/Recess. Here students learn how to utilize a heart monitor to pace themselves for maximum performance and health.

### School Personnel Resources

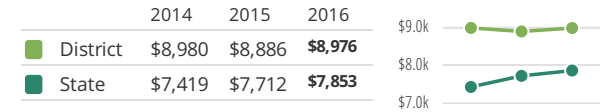
Bilingual Education Teacher, English as a Second Language Teacher, General Administrator or General Supervi, Instructional Coach, Paraprofessional, Pre-Kindergarten Teacher, Reading Specialist, School Nurse, School Psychologist, School Social Worker, Special Education Teacher, Speech Language Pathologist-non teaching, Technology Specialist, Title I Teacher

### Facilities

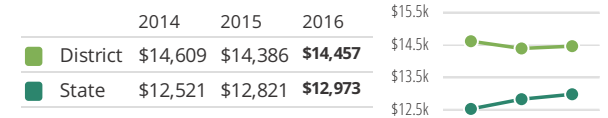
Innovation Center

## District Finance

**Instructional Spending per Pupil** includes only the activities directly dealing with the teaching of students or the interaction between teachers and students.



**Operational Spending per Pupil** includes all costs for overall operations in this school's district, including Instructional Spending, but excluding summer school, adult education, capital expenditures, and long-term debt payments.



## Educator Measures

This school has had **2 principal(s)** over the past 6 years. In the last three years, an average of **81% of teachers** return to this school each year.

## FOR MORE INFORMATION

Visit [IllinoisReportCard.com](http://IllinoisReportCard.com) to see additional details about each item of information for this school. There you will find charts spanning multiple years, detailed explanations, resources, more of the school's programs and activities, and powerful tools that let you dig deeper into data.

Most of this data has been collected by ISBE from school districts through data systems. Some information, such as the School Highlights, is entered directly by principals and can be updated throughout the year.