



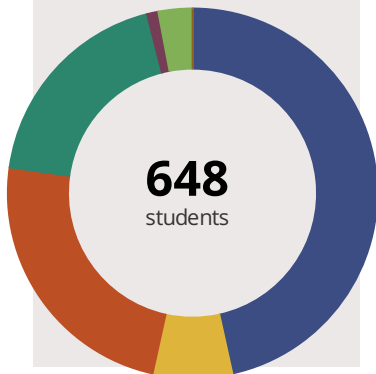
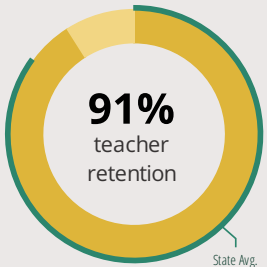
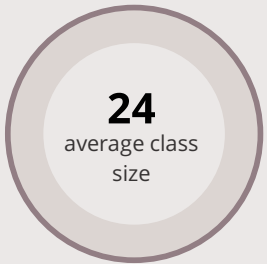
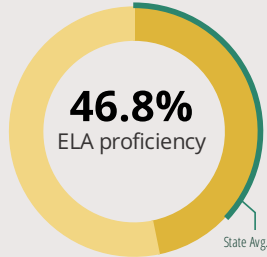
Jay Stream Middle School

283 El Paso Ln Carol Stream, IL 60188 (630) 588-5200

Grades: 6 - 8
District: CCSD 93

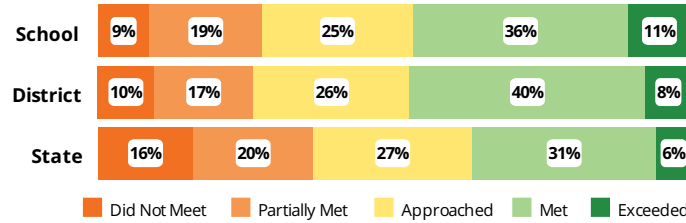
Principal: Mrs. Julie Tobin
Superintendent: Dr. William Shields

FAST FACTS



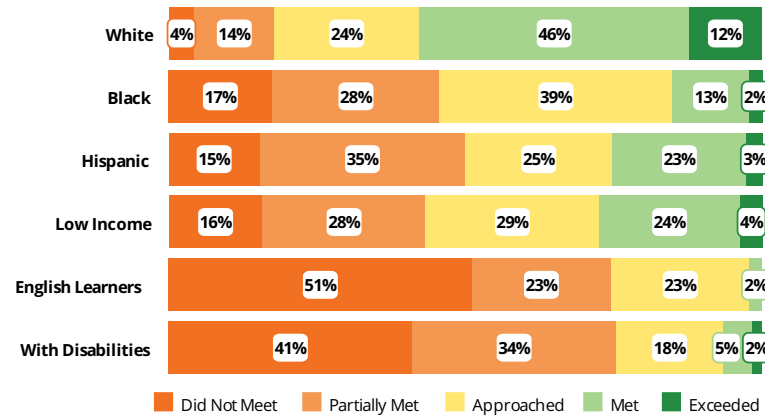
Academic Success

All Illinois students in grades 3-8 take the PARCC assessment each year. High school students take the SAT in Math and English Language Arts.



Success by Student Group

This display shows PARCC ELA performance levels for each student group. No data is shown for groups with fewer than 10 students.



Student Characteristics

White	47%	Low Income	38%
Black	7%	English Learners	8%
Hispanic	24%	With Disabilities	9%
Asian	19%	Homeless	1%
American Indian	1%		
Two or More Races	3%		
Pacific Islander	0%		

School Environment



The **5Essentials Survey** allows students in grades 6-12 and all teachers to share their perspectives on essential conditions for learning. The anonymous survey consists of 5 components.

- Most implementation
- More implementation
- Average implementation
- Less implementation
- Least implementation
- Not Applicable/Low Response

Response Rates

Students	-
Teachers	-

Effective Leaders

Do principals and teachers implement a shared vision for success?

Collaborative Teachers

Do teachers collaborate to promote professional growth?

Ambitious Instruction

Are the classes challenging and engaging?

Supportive Environment

Is the school safe, demanding, and supportive?

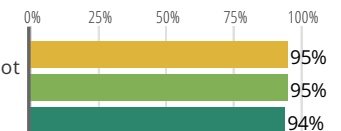
Involved Families

Does the entire staff build strong external relationships?

Student Attendance and Mobility

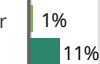
Attendance Rate

Rate at which students are present at school, not including excused or unexcused absences



Chronic Truancy Rate

Percentage of students who have been absent without valid reasons for 5% or more of regular school days



Student Mobility

Percentage of students who transfer in or out of the school during the school year, not including graduates





Jay Stream Middle School

School Highlights

Academic Courses

7th Grade Algebra, 8th Grade Algebra, Bilingual Programs & Support, Bilingual Support, Career Studies, Character Counts, Chinese I, Creative Communication and Innovation Arts, French Conversation and Culture, French I, French II, Gifted and Talented Programs, Gifted/Talented Programs, Info. & Media Lit., Instructional Program, Italian Conversation and Culture, Italian I, Italian II, Mandarin Chinese Conversation and Culture, Mandarin Chinese II, S.T.E.P.-Social Thinking, Spanish Conversation ...

Physical Education, Health and Wellness

Fitness Club, Health Education Courses, Spinning, Weight Lifting/Toning

Other Programs and Activities

Art Club, Band, Best Buddies, Chess Club, Choir, DARE program, Drama/Theatre, Environmental Club, Expect Respect Club, Homework Club, JA Career Day, JA College Day, Mentoring Program, Neighborhood Association Partnership, Orchestra, Parent Associations, Student Ambassadors, Student Council/Government, Technology Club, Tutoring Program, Yearbook Club

School Awards

Academic Merit, Athlete of Year-Boy/Girl, Attendance, Basketball Sportsmanship-Boy/Girl, Cheerleading Sportsmanship, Citizenship, Cross Country Sportsmanship-Boy/Girl, Fine Arts, Life Long Learning Skills Merit, President's Academic Achievement Award, President's Academic Excellence Award, Science, Soccer Sportsmanship- Boy/Girl, Track Sportsmanship-Boy/Girl, Volleyball Sportsmanship-Boy/Girl, Wrestling Sportsmanship

Career Development Courses and Programs

Athletics

Boy's Basketball, Boy's Cross Country, Boy's Soccer, Boy's Track & Field, Boy's Volleyball, Boy's Wrestling, Conditioning and Fitness Classes, Girl's Basketball, Girl's Competitive Cheerleading, Girl's Cross Country, Girl's Soccer, Girl's Track & Field, Girl's Volleyball, Intramural Sports

School Personnel Resources

Bilingual Education Teacher, English as a Second Language Teacher, General Administrator or General Supervi, Librarian/Media Specialist, Paraprofessional, School Nurse, School Psychologist, School Social Worker, Special Education Teacher, Speech Language Pathology Teacher, Technology Specialist

Facilities

District Finance

Instructional Spending per Pupil includes only the activities directly dealing with the teaching of students or the interaction between teachers and students.



Operational Spending per Pupil includes all costs for overall operations in this school's district, including Instructional Spending, but excluding summer school, adult education, capital expenditures, and long-term debt payments.



Educator Measures

This school has had **2 principal(s)** over the past 6 years. In the last three years, an average of **91% of teachers** return to this school each year.

FOR MORE INFORMATION

Visit IllinoisReportCard.com to see additional details about each item of information for this school. There you will find charts spanning multiple years, detailed explanations, resources, more of the school's programs and activities, and powerful tools that let you dig deeper into data.

Most of this data has been collected by ISBE from school districts through data systems. Some information, such as the School Highlights, is entered directly by principals and can be updated throughout the year.