



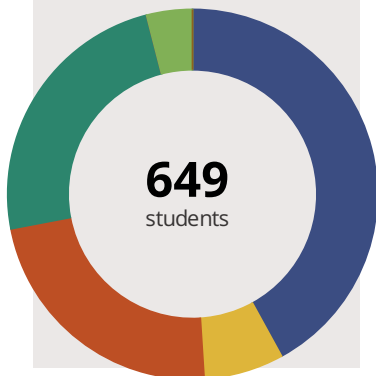
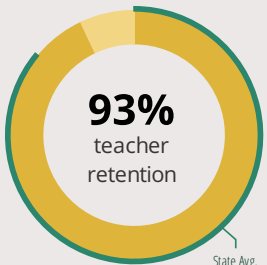
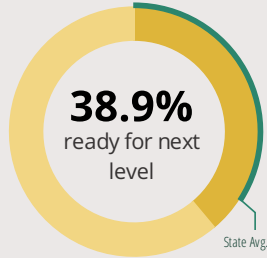
STRATFORD MIDDLE SCHOOL

251 BUTTERFIELD DR BLOOMINGDALE, IL 60108 2397 (630) 671-4300

Grades: 6-8
District: CCSD 93

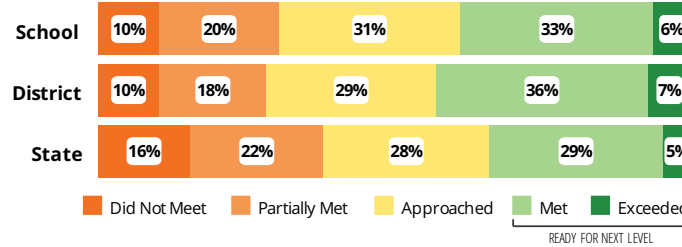
Principal: Mr. Patrick Dawson
Superintendent: Dr. William Shields

FAST FACTS



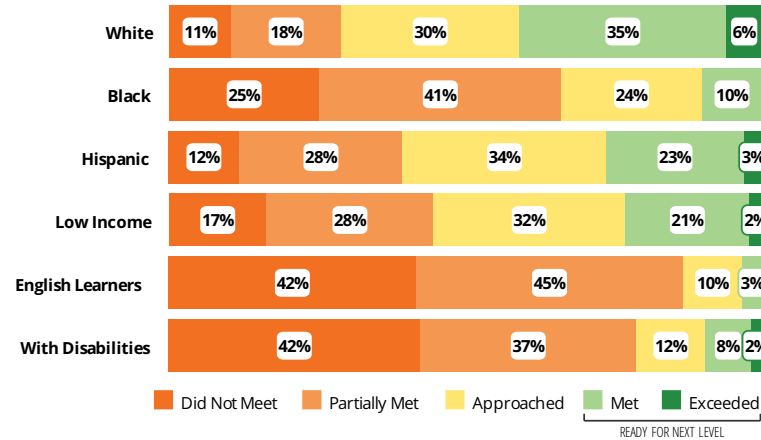
Academic Success

Middle All Illinois students in grades 3-8 take the PARCC assessment each year. High school students take the SAT in Math and English Language Arts.



Success by Student Group

This display shows PARCC performance levels for each student group. No data is shown for groups with fewer than 10 students.



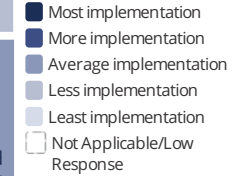
Student Characteristics

White	42%	Low Income	35%
Black	7%	English Learners	7%
Hispanic	23%	With Disabilities	14%
Asian	24%	Homeless	1%
American Indian	0%		
Two or More Races	4%		
Pacific Islander	0%		

School Environment



The **5Essentials Survey** allows students in grades 6-12 and all teachers to share their perspectives on essential conditions for learning. The anonymous survey consists of 5 components.



Response Rates

Students	100%
Teachers	100%

Less Effective Leaders

Do principals and teachers implement a shared vision for success?

Less Collaborative Teachers

Do teachers collaborate to promote professional growth?

Average Ambitious Instruction

Are the classes challenging and engaging?

Average Supportive Environment

Is the school safe, demanding, and supportive?

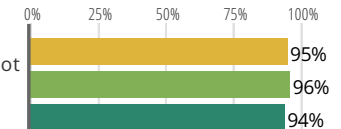
Average Involved Families

Does the entire staff build strong external relationships?

Student Attendance and Mobility

Attendance Rate

Rate at which students are present at school, not including excused or unexcused absences



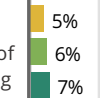
Chronic Truancy Rate

Percentage of students who have been absent without valid reasons for 5% or more of regular school days

11%

Student Mobility

Percentage of students who transfer in or out of the school during the school year, not including graduates



School District State



STRATFORD MIDDLE SCHOOL

School Highlights

Academic Courses

7th Grade Algebra, 8th Grade Algebra, Bilingual Programs, Bilingual Support, Career Studies, Character Counts, Creative Communication and Innovation Arts, French Conversation and Culture, German Conversation and Culture, Global Studies, Guided Program, Info. and Media Lit, Instruct. Program, Latin Conversation and Culture, Mandarin Conversation and Culture, Social Thinking, Spanish Conversation and Culture, Spanish I, Summer School, Supplemental Educational Services (SES) Tutoring

Physical Education, Health and Wellness

Fitness Club, Health Education Courses, Spinning, Weight Lifting/Toning

Other Programs and Activities

Art Club, Band, Choir, DARE program, Drama/Theatre, Environmental Club, Expect Respect Club, Homework Club, Neighborhood Association Partnership, Parent Associations, Student Ambassadors, Student Council/Government, Technology Club, Tutoring Program, Yearbook Club

School Awards

Academic Merit, Athlete of Year-Boy/Girl, Attendance, Basketball-Boy/Girl Sportsmanship, Cheerleading Sportsmanship, Citizenship, Cross Country Sportsmanship Boy/Girl, Fine Arts, Lifelong Learning Skills Merit, Presidential, Science, Track-Boy/Girl Sportsmanship, Volleyball-Boy/Girl Sportsmanship, Wrestling-Sportsmanship

Career Development Courses and Programs

Athletics

Boy's Basketball, Boy's Cross Country, Boy's Track & Field, Boy's Volleyball, Boy's Wrestling, Conditioning and Fitness Classes, Girl's Basketball, Girl's Competitive Cheerleading, Girl's Cross Country, Girl's Track & Field, Girl's Volleyball, Intramural Sports

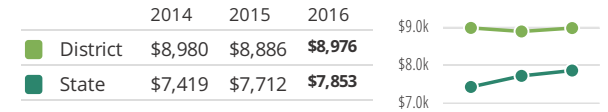
School Personnel Resources

Bilingual Education Teacher, English as a Second Language Teacher, Librarian/Media Specialist, Paraprofessional, School Nurse, School Psychologist, School Social Worker, Special Education Teacher, Speech Language Pathologist-non teaching, Technology Specialist

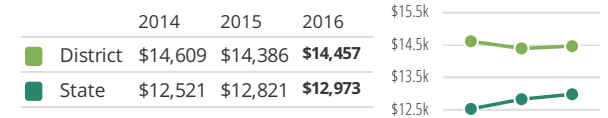
Facilities

District Finance

Instructional Spending per Pupil includes only the activities directly dealing with the teaching of students or the interaction between teachers and students.



Operational Spending per Pupil includes all costs for overall operations in this school's district, including Instructional Spending, but excluding summer school, adult education, capital expenditures, and long-term debt payments.



Educator Measures

This school has had **3 principal(s)** over the past 6 years. In the last three years, an average of **93% of teachers** return to this school each year.

FOR MORE INFORMATION

Visit IllinoisReportCard.com to see additional details about each item of information for this school. There you will find charts spanning multiple years, detailed explanations, resources, more of the school's programs and activities, and powerful tools that let you dig deeper into data.

Most of this data has been collected by ISBE from school districts through data systems. Some information, such as the School Highlights, is entered directly by principals and can be updated throughout the year.