



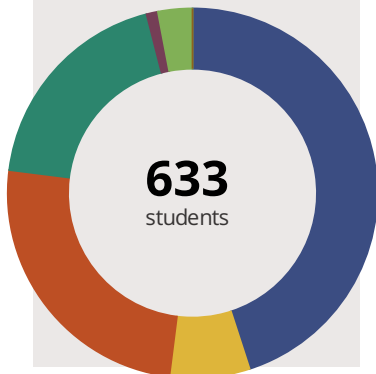
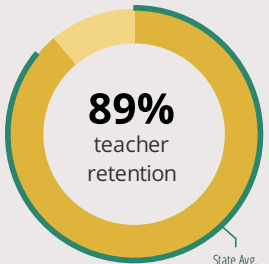
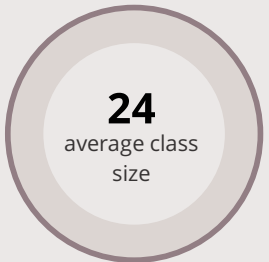
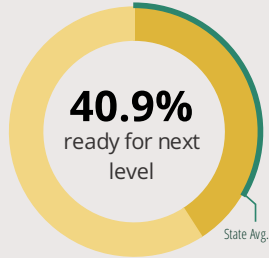
# JAY STREAM MIDDLE SCHOOL

283 EL PASO LN CAROL STREAM, IL 60188 1736 (630) 462-8940

Grades: 6-8  
District: CCSD 93

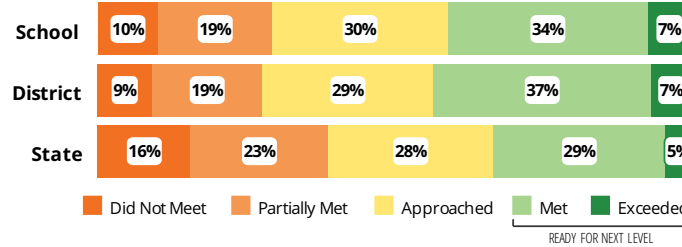
Principal: Peter Chance  
Superintendent: Dr. William Shields

## FAST FACTS



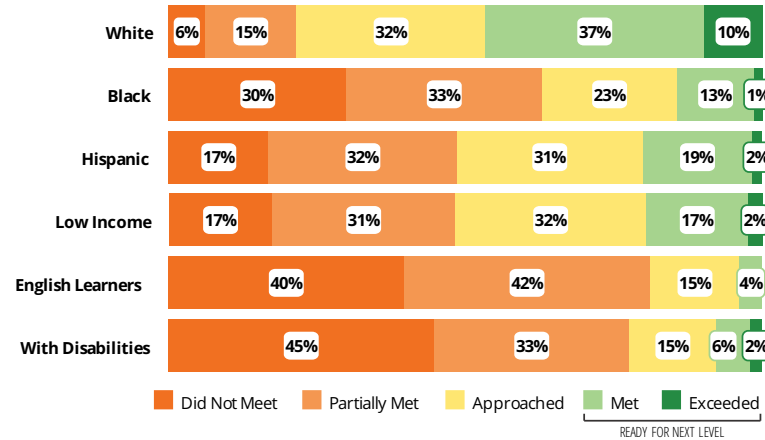
## Academic Success

All Illinois students in grades 3-8 take the PARCC assessment each year. High school students take the PARCC in specific Math or English Language Arts (ELA) courses.



## Success by Student Group

This display shows PARCC performance levels for each student group. No data is shown for groups with fewer than 10 students.

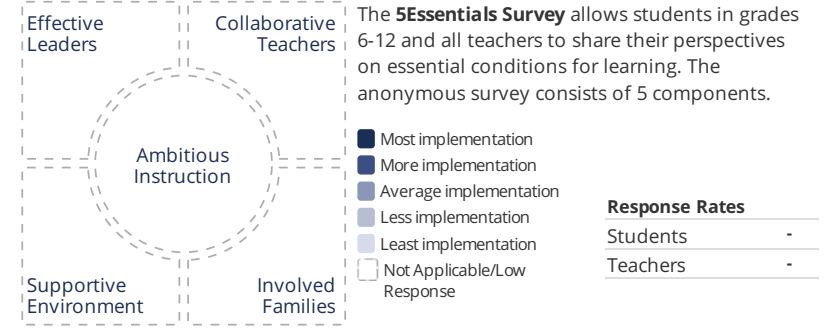


## Student Characteristics

White	45%	Low Income	34%
Black	7%	English Learners	6%
Hispanic	25%	With Disabilities	12%
Asian	19%	Homeless	1%
American Indian	1%		
Two or More Races	3%		
Pacific Islander	0%		

## School Environment

The **5Essentials Survey** allows students in grades 6-12 and all teachers to share their perspectives on essential conditions for learning. The anonymous survey consists of 5 components.



### Response Rates

Students	-
Teachers	-

### Effective Leaders

Do principals and teachers implement a shared vision for success?

### Collaborative Teachers

Do teachers collaborate to promote professional growth?

### Ambitious Instruction

Are the classes challenging and engaging?

### Supportive Environment

Is the school safe, demanding, and supportive?

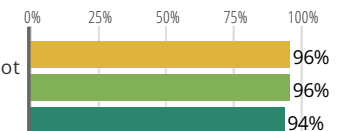
### Involved Families

Does the entire staff build strong external relationships?

## Student Attendance and Mobility

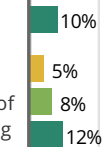
### Attendance Rate

Rate at which students are present at school, not including excused or unexcused absences



### Chronic Truancy Rate

Percentage of students who have been absent without valid reasons for 5% or more of regular school days



### Student Mobility

Percentage of students who transfer in or out of the school during the school year, not including graduates





# JAY STREAM MIDDLE SCHOOL

## School Highlights

### Academic Courses

7th Gd. Algebra, 8th Gd. Algebra, Bilingual Programs & Support, Bilingual Support, Career Studies, Character Counts, Chinese I, Creative Communication and Innovation Arts, French Conversation and Culture, French I, German Conversation and Culture, German I, Gifted/Talented Programs, Global Studies, Info. & Media Lit., Instructional Program, Latin Conversation and Culture, Latin I, Mandarin Chinese Conversation and Culture, S.T.E.P.-Social Thinking, Spanish Conversation and Culture, Spanish I,...

### Physical Education, Health and Wellness

Fitness Club, Health Education Courses, Spinning, Weight Lifting/Toning

### Other Programs and Activities

Art Club, Band, Choir, DARE program, Drama/Theatre, Environmental Club, Expect Respect Club, Homework Club, Neighborhood Association Partnership, Newspaper, Parent Associations, Science Olympiad, Student Ambassadors, Student Council/Government, Technology Club, Tutoring Program, Yearbook Club

### School Awards

Academic Merit, Athlete of Year-Boy/Girl, Attendance, Basketball Sportsmanship-Boy/Girl, Cheerleading Sportsmanship, Citizenship, Cross Country Sportsmanship-Boy/Girl, Fine Arts, Life Long Learning Skills Merit, Presidential, Science, Track Sportsmanship-Boy/Girl, Volleyball Sportsmanship-Boy/Girl, Wrestling Sportsmanship

## Career Development Courses and Programs

### Athletics

Boy's Basketball, Boy's Cross Country, Boy's Track & Field, Boy's Volleyball, Boy's Wrestling, Conditioning and Fitness Classes, Girl's Basketball, Girl's Competitive Cheerleading, Girl's Cross Country, Girl's Track & Field, Girl's Volleyball, Intramural Sports

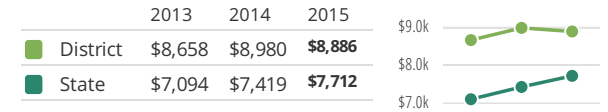
### School Personnel Resources

Bilingual Education Teacher, English as a Second Language Teacher, Librarian/Media Specialist, Paraprofessional, School Nurse, School Psychologist, School Social Worker, Special Education Teacher, Speech Language Pathologist-non teaching, Technology Specialist

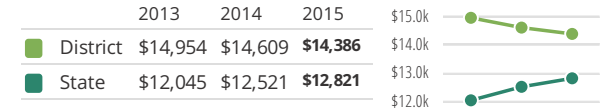
### Facilities

## District Finance

**Instructional Spending per Pupil** includes only the activities directly dealing with the teaching of students or the interaction between teachers and students.



**Operational Spending per Pupil** includes all costs for overall operations in this school's district, including Instructional Spending, but excluding summer school, adult education, capital expenditures, and long-term debt payments.



## Educator Measures

This school has had **1 principal(s)** over the past 6 years. In the last three years, an average of **89% of teachers** return to this school each year.

## FOR MORE INFORMATION

Visit [IllinoisReportCard.com](http://IllinoisReportCard.com) to see additional details about each item of information for this school. There you will find charts spanning multiple years, detailed explanations, resources, more of the school's programs and activities, and powerful tools that let you dig deeper into data.

Most of this data has been collected by ISBE from school districts through data systems. Some information, such as the School Highlights, is entered directly by principals and can be updated throughout the year.