



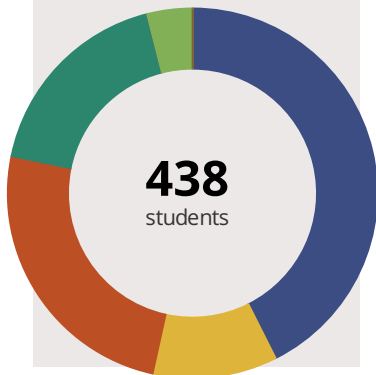
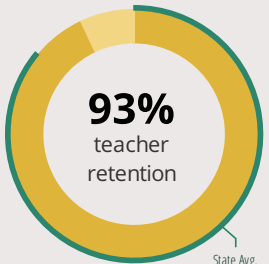
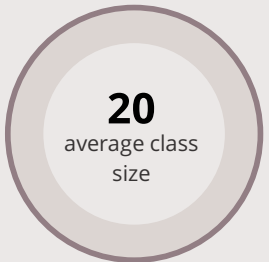
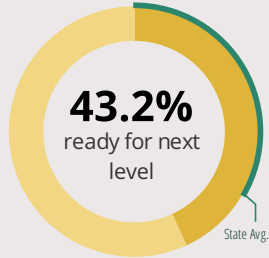
WESTERN TRAILS ELEM SCHOOL

860 IDAHO ST CAROL STREAM, IL 60188 1435 (630) 588-6400

Grades: K-5
District: CCSD 93

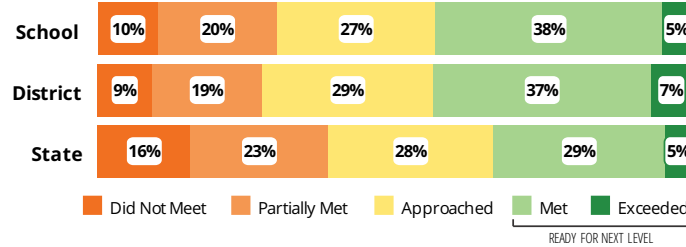
Principal: Ms. Joy Sebastian
Superintendent: Dr. William Shields

FAST FACTS



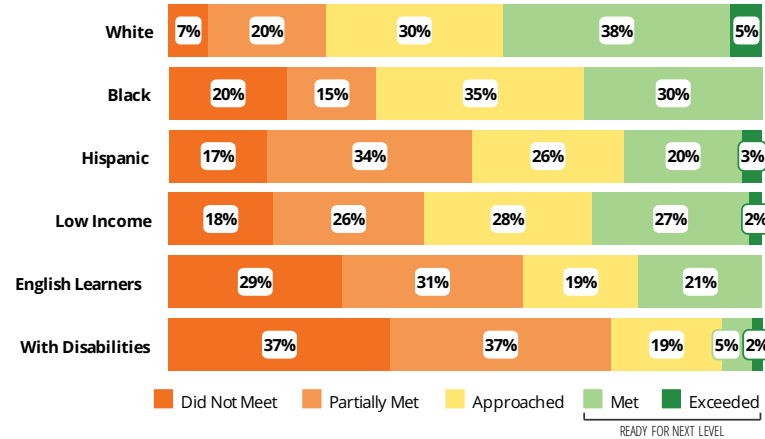
Academic Success

All Illinois students in grades 3-8 take the PARCC assessment each year. High school students take the PARCC in specific Math or English Language Arts (ELA) courses.



Success by Student Group

This display shows PARCC performance levels for each student group. No data is shown for groups with fewer than 10 students.

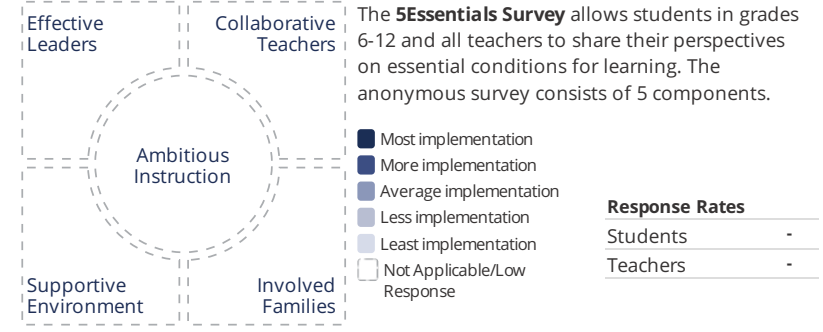


Student Characteristics

White	43%	Low Income	51%
Black	11%	English Learners	24%
Hispanic	25%	With Disabilities	16%
Asian	18%	Homeless	1%
American Indian	0%		
Two or More Races	4%		
Pacific Islander	0%		

School Environment

The **5Essentials Survey** allows students in grades 6-12 and all teachers to share their perspectives on essential conditions for learning. The anonymous survey consists of 5 components.



Response Rates

Students	-
Teachers	-

Effective Leaders

Do principals and teachers implement a shared vision for success?

Collaborative Teachers

Do teachers collaborate to promote professional growth?

Ambitious Instruction

Are the classes challenging and engaging?

Supportive Environment

Is the school safe, demanding, and supportive?

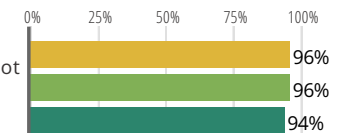
Involved Families

Does the entire staff build strong external relationships?

Student Attendance and Mobility

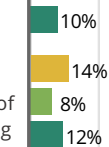
Attendance Rate

Rate at which students are present at school, not including excused or unexcused absences



Chronic Truancy Rate

Percentage of students who have been absent without valid reasons for 5% or more of regular school days



Student Mobility

Percentage of students who transfer in or out of the school during the school year, not including graduates





WESTERN TRAILS ELEM SCHOOL

School Highlights

Academic Courses

Western Trails Elementary School is a 1:1 digital environment. We believe that in order to prepare our students for the 21st century, we must teach them how to utilize technology to become critical thinkers, creative problem solvers who communicate and collaborate successfully in our digital world.

Physical Education, Heath and Wellness

In cooperation with our PTA, Western Trails Elementary School students, staff and families, along with community members, participated in a 5K/Fun Run and Fitness Festival. The focus was a family friendly event promoting a commitment to living a healthy lifestyle.

Other Programs and Activities

Western Trails Elementary School implements both PBIS and Character Counts systems to support our students. We believe that all students need positive supports in order to be successful citizens. We work as a school team to support our students' academic, social, and emotional learning.

School Awards

Western Trails Elementary School students set academic and social goals. We celebrate our accomplishments as a school. We are the proud recipients of the Gold Level School- wide Implementation Award from PBIS. As environmental stewards, in cooperation with Trees for the Future, 20 trees were planted in countries devastated by deforestation.

Career Development Courses and Programs

Athletics

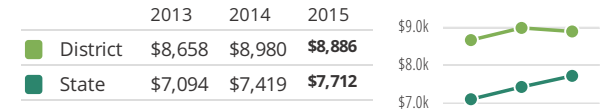
School Personnel Resources

Bilingual Special Education Teacher, Curriculum Specialist, English as a Second Language Teacher, Librarian/Media Specialist, Paraprofessional, Reading Specialist, School Nurse, School Psychologist, School Social Worker, Special Education Teacher, Speech Language Pathology Teacher

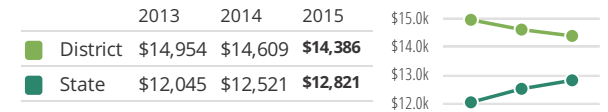
Facilities

District Finance

Instructional Spending per Pupil includes only the activities directly dealing with the teaching of students or the interaction between teachers and students.



Operational Spending per Pupil includes all costs for overall operations in this school's district, including Instructional Spending, but excluding summer school, adult education, capital expenditures, and long-term debt payments.



Educator Measures

This school has had **3 principal(s)** over the past 6 years. In the last three years, an average of **93% of teachers** return to this school each year.

FOR MORE INFORMATION

Visit IllinoisReportCard.com to see additional details about each item of information for this school. There you will find charts spanning multiple years, detailed explanations, resources, more of the school's programs and activities, and powerful tools that let you dig deeper into data.

Most of this data has been collected by ISBE from school districts through data systems. Some information, such as the School Highlights, is entered directly by principals and can be updated throughout the year.