



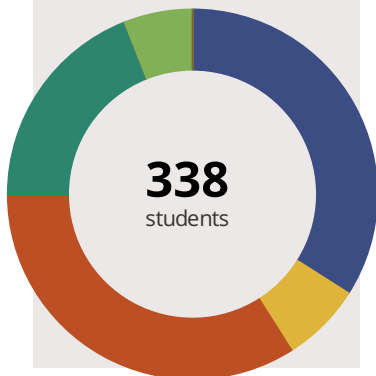
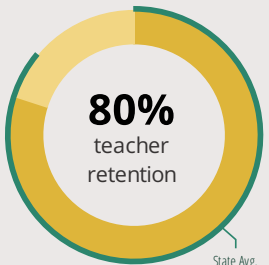
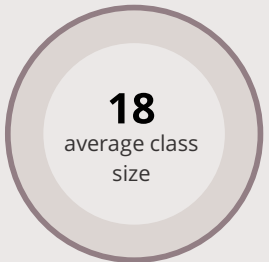
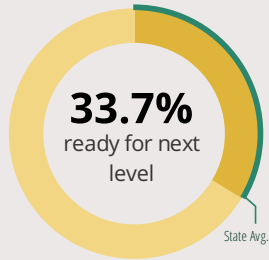
ELSIE C JOHNSON ELEM SCH

1380 NAUTILUS LN HANOVER PARK, IL 60133 6230 (630) 671-8800

Grades: K-5
District: CCSD 93

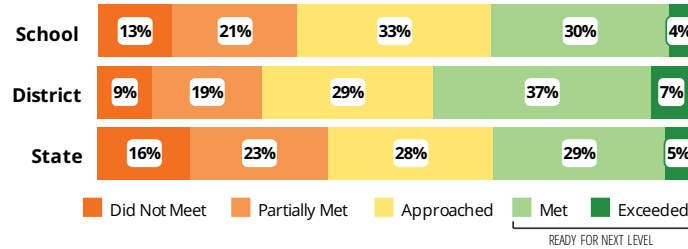
Principal: Mrs. Julie Tobin
Superintendent: Dr. William Shields

FAST FACTS



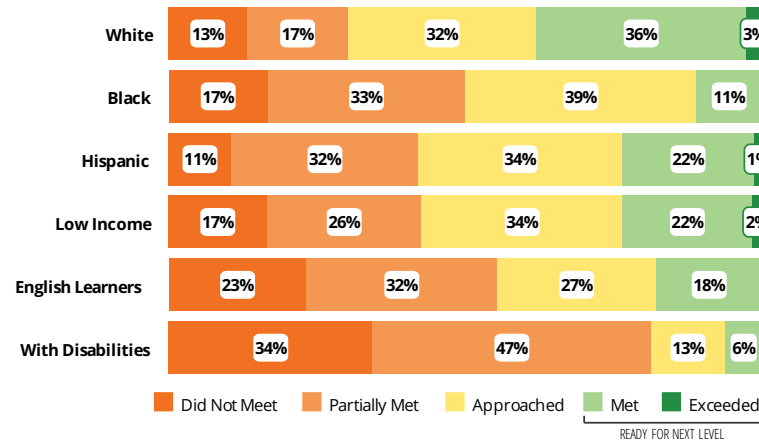
Academic Success

All Illinois students in grades 3-8 take the PARCC assessment each year. High school students take the PARCC in specific Math or English Language Arts (ELA) courses.



Success by Student Group

This display shows PARCC performance levels for each student group. No data is shown for groups with fewer than 10 students.



Student Characteristics

White	34%	Low Income	46%
Black	7%	English Learners	26%
Hispanic	34%	With Disabilities	13%
Asian	19%	Homeless	0%
American Indian	0%		
Two or More Races	6%		
Pacific Islander	0%		

School Environment



The **5Essentials Survey** allows students in grades 6-12 and all teachers to share their perspectives on essential conditions for learning. The anonymous survey consists of 5 components.

- Most implementation
- More implementation
- Average implementation
- Less implementation
- Least implementation
- Not Applicable/Low Response

Response Rates

Students	-
Teachers	-

Effective Leaders

Do principals and teachers implement a shared vision for success?

Collaborative Teachers

Do teachers collaborate to promote professional growth?

Ambitious Instruction

Are the classes challenging and engaging?

Supportive Environment

Is the school safe, demanding, and supportive?

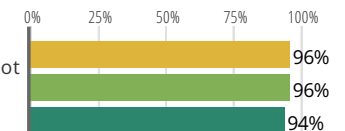
Involved Families

Does the entire staff build strong external relationships?

Student Attendance and Mobility

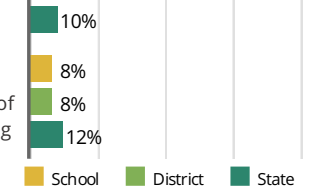
Attendance Rate

Rate at which students are present at school, not including excused or unexcused absences



Chronic Truancy Rate

Percentage of students who have been absent without valid reasons for 5% or more of regular school days



Student Mobility

Percentage of students who transfer in or out of the school during the school year, not including graduates



ELSIE C JOHNSON ELEM SCH

School Highlights

Academic Courses

Elsie Johnson Elementary is a 1:1 digital environment. We believe that in order to prepare our students for the 21st century, we must teach them how to utilize technology to become critical, creative problem solvers who communicate and collaborate successfully in our digital world.

Physical Education, Heath and Wellness

Health Education Courses, National Breakfast and Lunch Program, Nutrition, Robert Crown Human Development Program

Other Programs and Activities

Elsie Johnson Elementary implements both PBIS and Character Counts systems to support our students. We believe that all students need positive supports in order to be successful citizens. We work as a school team to support our students' academic, social, and emotional learning.

School Awards

Elsie Johnson students set academic and social goals. We celebrate our accomplishments as a school. Eligible fifth grade students receive the Presidential Award for academics and character. We are the proud recipients of the Silver Level Implementation Award from PBIS.

Career Development Courses and Programs

Athletics

Elsie Johnson students can participate in the Walking/Running Club. They walk/run once a week during Lunch/Recess. Here students learn how to utilize a heart monitor to pace themselves for maximum performance and health.

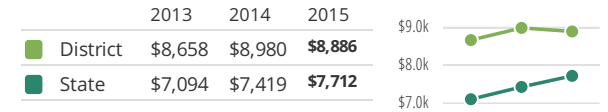
School Personnel Resources

Bilingual Education Teacher, Bilingual Special Education Teacher, English as a Second Language Teacher, General Administrator or General Supervi, Librarian/Media Specialist, Paraprofessional, Pre-Kindergarten Teacher, Reading Specialist, School Nurse, School Psychologist, School Social Worker, Special Education Teacher, Speech Language Pathologist-non teaching, Speech Language Pathology Teacher

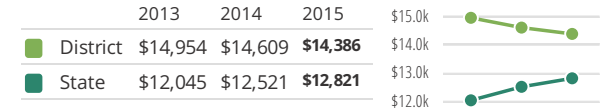
Facilities

District Finance

Instructional Spending per Pupil includes only the activities directly dealing with the teaching of students or the interaction between teachers and students.



Operational Spending per Pupil includes all costs for overall operations in this school's district, including Instructional Spending, but excluding summer school, adult education, capital expenditures, and long-term debt payments.



Educator Measures

This school has had **3 principal(s)** over the past 6 years. In the last three years, an average of **80% of teachers** return to this school each year.

FOR MORE INFORMATION

Visit IllinoisReportCard.com to see additional details about each item of information for this school. There you will find charts spanning multiple years, detailed explanations, resources, more of the school's programs and activities, and powerful tools that let you dig deeper into data.

Most of this data has been collected by ISBE from school districts through data systems. Some information, such as the School Highlights, is entered directly by principals and can be updated throughout the year.