



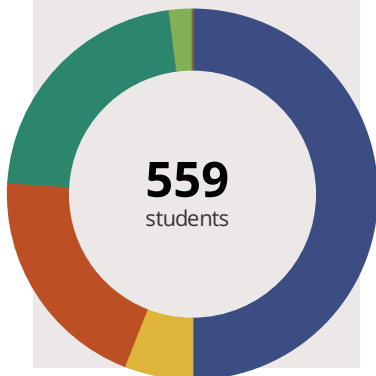
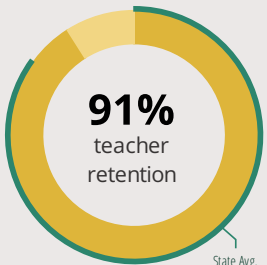
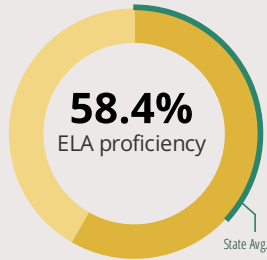
Cloverdale Elem School

1182 Merbach Dr Carol Stream, IL 60188 (630) 588-5300

Grades: K - 5
District: CCSD 93

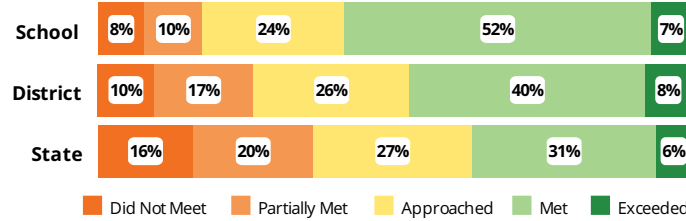
Principal: Mrs.Korrie McCarry
Superintendent: Dr.William Shields

FAST FACTS



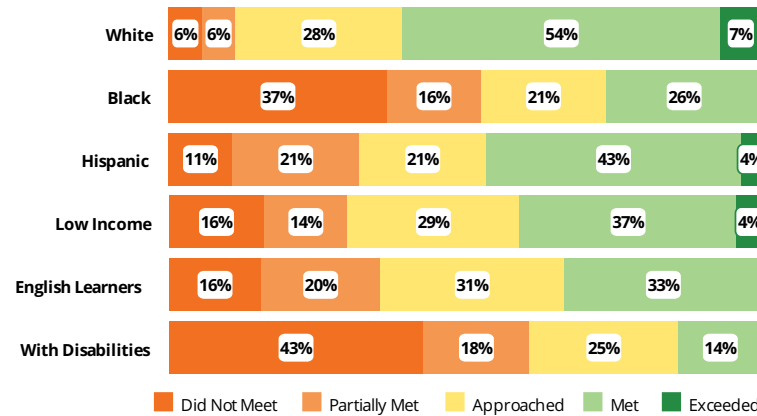
Academic Success

All Illinois students in grades 3-8 take the PARCC assessment each year. High school students take the SAT in Math and English Language Arts.



Success by Student Group

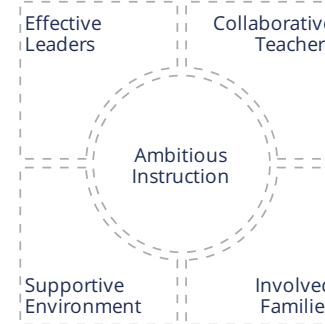
This display shows PARCC ELA performance levels for each student group. No data is shown for groups with fewer than 10 students.



Student Characteristics

White	50%	Low Income	31%
Black	6%	English Learners	25%
Hispanic	20%	With Disabilities	10%
Asian	22%	Homeless	0%
American Indian	0%		
Two or More Races	2%		
Pacific Islander	0%		

School Environment



The **5Essentials Survey** allows students in grades 6-12 and all teachers to share their perspectives on essential conditions for learning. The anonymous survey consists of 5 components.

- Most implementation
- More implementation
- Average implementation
- Less implementation
- Least implementation
- Not Applicable/Low Response

Response Rates

Students	-
Teachers	-

Effective Leaders

Do principals and teachers implement a shared vision for success?

Collaborative Teachers

Do teachers collaborate to promote professional growth?

Ambitious Instruction

Are the classes challenging and engaging?

Supportive Environment

Is the school safe, demanding, and supportive?

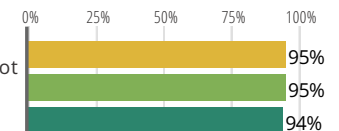
Involved Families

Does the entire staff build strong external relationships?

Student Attendance and Mobility

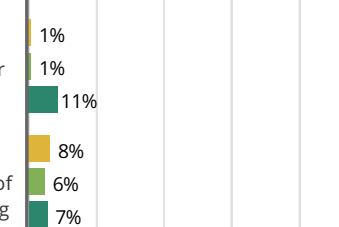
Attendance Rate

Rate at which students are present at school, not including excused or unexcused absences



Chronic Truancy Rate

Percentage of students who have been absent without valid reasons for 5% or more of regular school days



Student Mobility

Percentage of students who transfer in or out of the school during the school year, not including graduates





Cloverdale Elem School

School Highlights

Academic Courses

Cloverdale School is a 1:1 digital environment. We believe that in order to prepare our students for the 21st century, we must teach them how to utilize technology to become critical, creative problem solvers who communicate and collaborate successfully in our digital world.

Physical Education, Health and Wellness

In addition to physical education and health classes, all students participate in daily structured movement.

Other Programs and Activities

Cloverdale School implements both PBIS and Character Counts systems to support our students. We believe that all students need positive supports in order to be successful citizens. We work as a school team to support our students' academic, social, and emotional learning.

School Awards

Cloverdale students set academic and social goals. We celebrate our accomplishments as a school. Eligible fifth grade students receive the Presidential Award for academics and character. We are the proud recipients of the Gold Level Implementation Award from PBIS. Cloverdale was awarded the Ecology flag for composting and recycling.

Career Development Courses and Programs

Athletics

Our Cloverdale students can participate in the Coyote Runners club. Here students learn how to utilize a heart monitor to pace themselves for maximum performance and health.

School Personnel Resources

Bilingual Education Teacher, English as a Second Language Teacher, General Administrator or General Supervi, Instructional Coach, Librarian/Media Specialist, Paraprofessional, Reading Specialist, Reading Teacher, School Nurse, School Psychologist, School Social Worker, Special Education Teacher, Speech Language Pathologist-non teaching

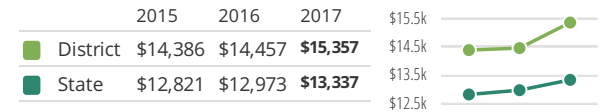
Facilities

District Finance

Instructional Spending per Pupil includes only the activities directly dealing with the teaching of students or the interaction between teachers and students.



Operational Spending per Pupil includes all costs for overall operations in this school's district, including Instructional Spending, but excluding summer school, adult education, capital expenditures, and long-term debt payments.



Educator Measures

This school has had **2 principal(s)** over the past 6 years. In the last three years, an average of **91% of teachers** return to this school each year.

FOR MORE INFORMATION

Visit IllinoisReportCard.com to see additional details about each item of information for this school. There you will find charts spanning multiple years, detailed explanations, resources, more of the school's programs and activities, and powerful tools that let you dig deeper into data.

Most of this data has been collected by ISBE from school districts through data systems. Some information, such as the School Highlights, is entered directly by principals and can be updated throughout the year.